


Sign-up in App Store With iPad to Create iTunes Account Without a Credit Card


Even if you already have an iTunes account, this tutorial assumes you want to create an account without using a credit card, and you have not already loaded any apps on your iPad.

1



Select the App Store Icon on your iPad

2



You will be prompted to download **iBooks**, or you can search the App Store for the app.

3



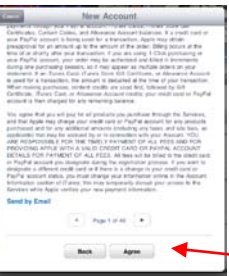
You must select **Create a New Apple ID**

4




Select **Next**

5




You must agree to all terms. etc.

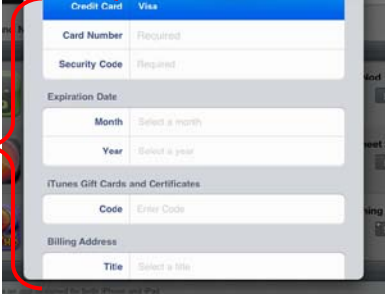


6

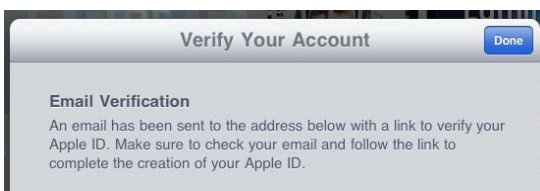
When here, touch **“Visa”** to prompt **“None”**



Fill in: Use your **@eanesid.net** and password




7



Open your **@eanesid.net** account to verify your Apple ID

8



Sign-in; you now have an Apple ID account