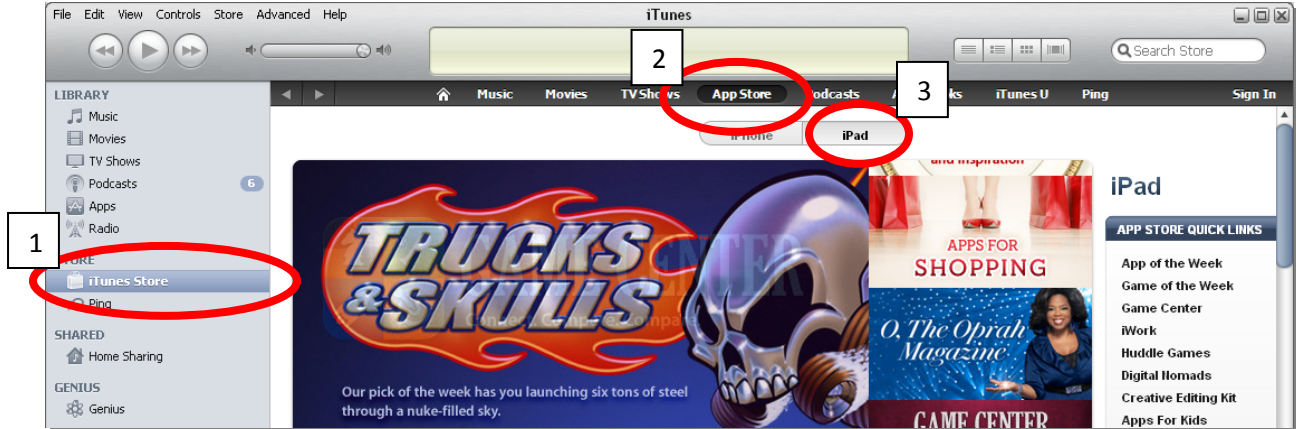


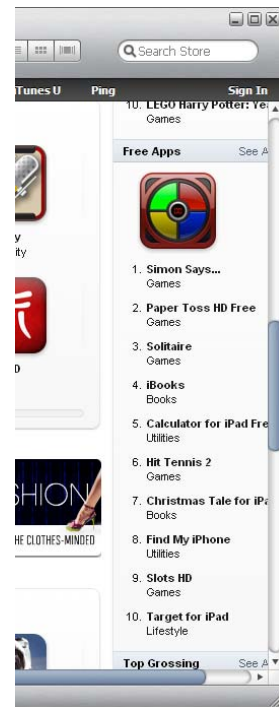
## Setting up an iTunes Account with No Credit Card

Go To iTunes. 1

1. Click on iTunes Store on Left
2. Click on AppStore above
3. Click on iPad button

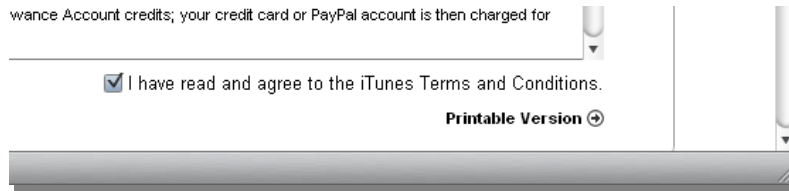


4. Scroll down to the and look on the right hand side for the Free iPad Apps.
5. Choose one (iBooks is a good free app to have)
6. Click on "Free" and you'll get the following pop-up:



7. Click on Create New Account

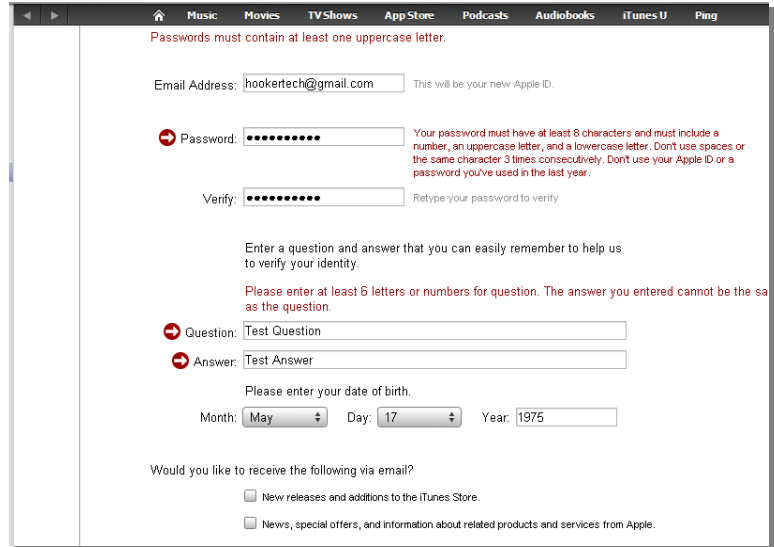
- Click Continue, then Agree to terms and conditions and then Continue



- Create an iTunes Account using either your Eanesisd email or a Generic email such as "HCMSLibrary@eanesisd.net"

- Make sure your password has uppercase letters, numbers, and lowercase letters.

- Uncheck the extra offers at the bottom then continue



- On method of payment be sure to select "None"

- Enter a name and address (use 601 Camp Craft Rd, Austin, TX 78746)

- Verify the county address, click done and then go into your email to verify the account.

