



WebDAV+  
Account Set-up  
& Instructions

# What is WebDav+ ?



- WebDav+ gives you easy access to all your files and folders that are on your school servers!
- WebDav+ is a simple network protocol based on IP, which allows you to transfer your files between computers and servers using the Internet



# Settings:



Click on this Icon

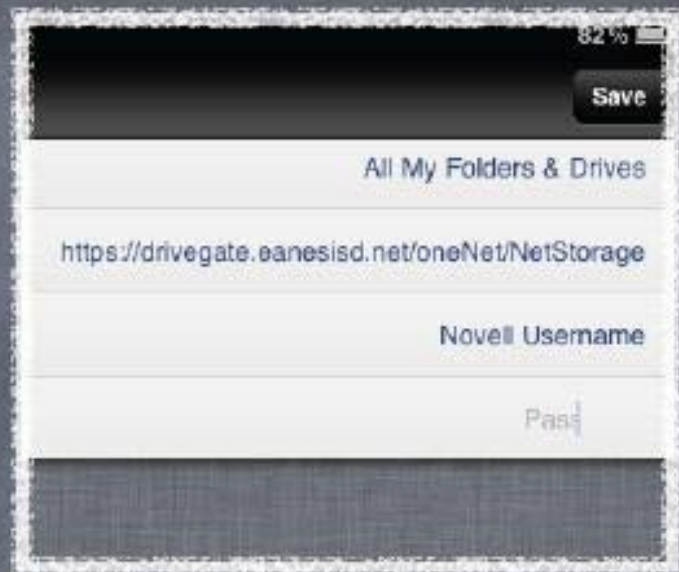


Select the + sign

• This area is where you add your settings; see next instructions



# Type in your information:



82%  
Save

All My Folders & Drives

<https://drivegate.eanesisd.net/oneNet/NetStorage>

Novell Username

Pass

- Give your drives a name
- Server URL: <https://drivegate.eanesisd.net/oneNet/NetStorage>
- Your Novell username
- Your Novell password
- Select Save



# ALL of your EISD Drives are viewable and useable!

- Select any folder to open
- You can save work to your folders too!

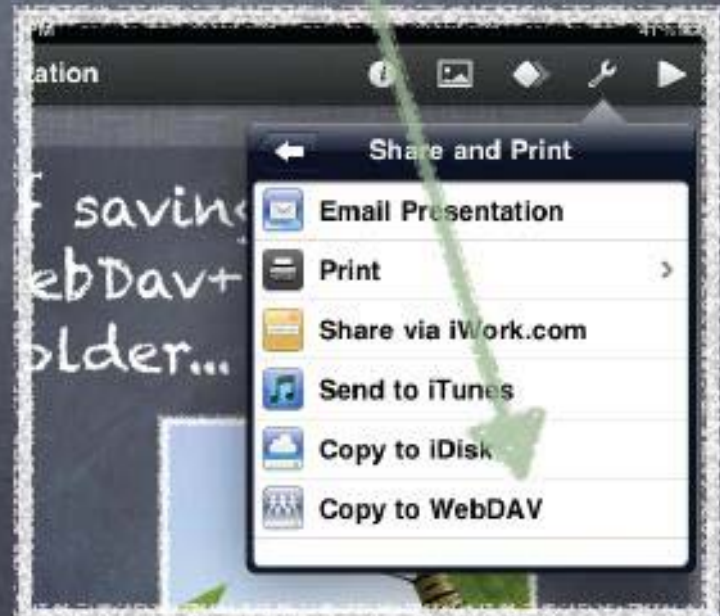


# Example of saving a file to a WebDav+ folder...

Select



Select





Example of saving a  
file to a WebDav+  
folder...

Select

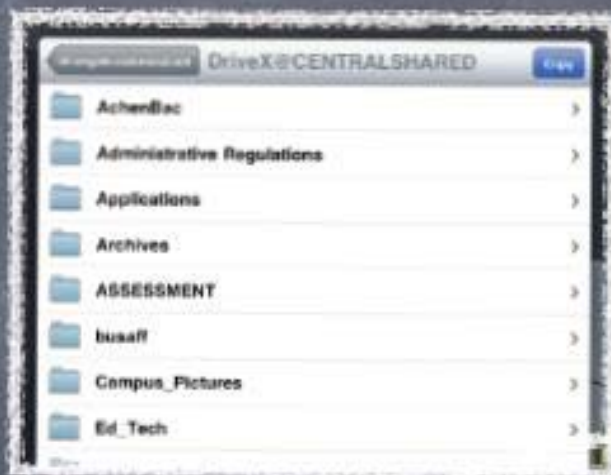
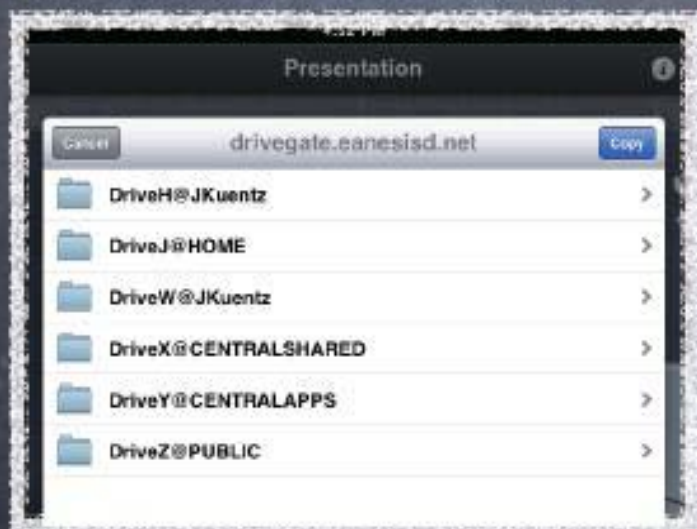
- Select your chosen  
format



Example of saving a file to a WebDav+ folder...

Select your drive,

Select your folder,



After selecting copy, you're done!